

財務摘要

(以千港元為單位)

FINANCIAL HIGHLIGHTS

(Amounts expressed in HK\$'000)

		1996	1995	綜合 Consolidated		
				1994	1993	1992
營業額	Turnover	3,522,047	3,481,967	2,863,726	2,334,135	1,661,364
營業額增長 (%)	Turnover increase (%)	1.2	21.6	22.7	40.5	42.0
除稅及少數股東 權益後溢利	Profit after tax and minority interests	261,233	250,228	195,347	137,632	115,091
除稅及少數股東 權益後溢利 增長 (%)	Profit after tax and minority interests increase (%)	4.4	28.1	41.9	19.6	35.2
股東資金	Shareholders' funds	1,138,267	911,739	544,521	454,697	361,677
營運資金	Working capital	670,274	495,997	361,952	297,379	238,905
總負債對股值比率	Total debt to equity ratio	0.4	0.7	0.9	0.8	1.1
銀行借貸對股值比率	Bank borrowings to equity ratio	0	0	0.1	0.1	0
流動比率	Current ratio	2.6	1.9	1.8	1.8	1.6
存貨可供銷售 (日數)	Inventory turnover on sales (days)	58	55	53	59	86
總資產回報率 (%)	Return on total assets (%)	16.5	16.4	18.8	16.7	15.4
平均股值回報率 (%)	Return on average equity (%)	25.5	34.4	39.1	33.7	35.7
銷售回報率 (%)	Return on sales (%)	7.4	7.2	6.8	5.9	6.9
每股盈利 (仙)	Earnings per share (cents)	36.9	38.8	30.9	22.0	19.0
每股現金股息 (仙)	Cash dividend per share (cents)	16.0	13.5	11.0	9.0	7.5



業務摘要

(除特別註明外，概為於年底之數字)

OPERATION HIGHLIGHTS

(Figures as at year end unless specified)

		1996	1995	1994	1993	1992
直接由本集團管理之 零售門市數目	Number of retail outlets directly managed by the Group	294	280	283	257	191
零售門市總數	Total number of retail outlets	515	451	360	278	203
直接由本集團管理之 零售門市面積 (平方呎)	Retail floor area directly managed by the Group (sq. ft.)	295,500	286,200	282,700	209,500	139,500
每平方米銷售額 (港元)(附註1)	Sales per square foot (HK\$)(Note 1)	9,900	10,500	10,600	12,600	12,200
僱員數目	Number of employees	10,004	10,348	6,863	2,330	2,104
可比較門市之銷售額 (減少)/增長 (%)(附註2)	Comparable store sales (decrease/increase (%)(Note 2)	(6)	8	(9)	15	25
售貨員數目	Number of sales associates	1,958	2,069	1,928	1,502	1,207

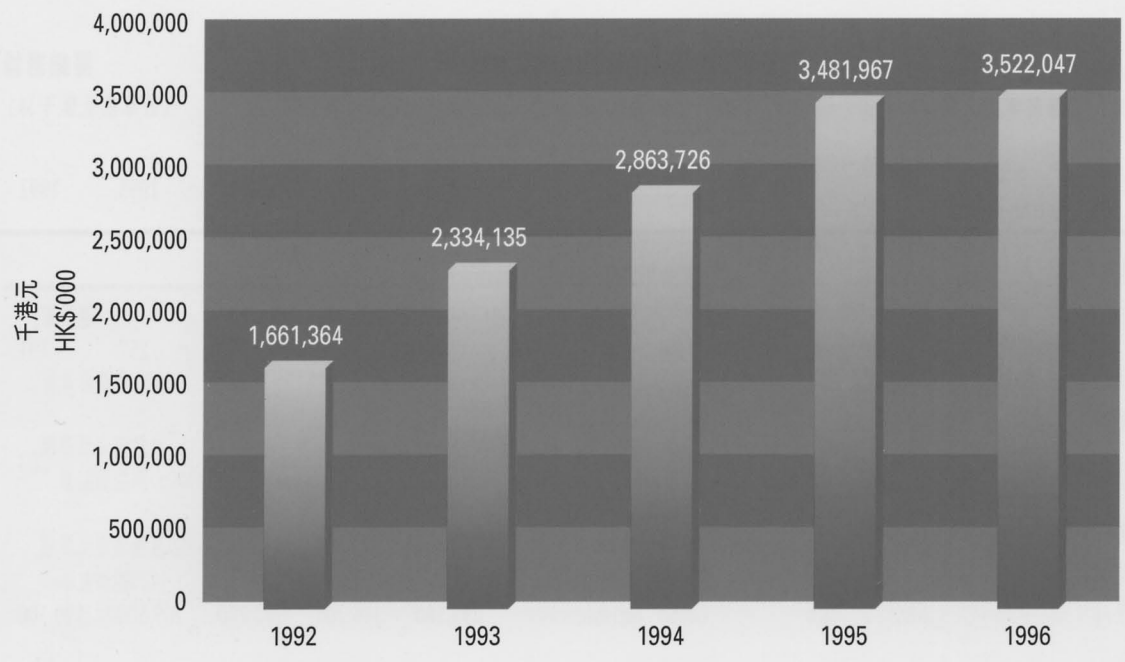
附註：

- 按加權平均基準計算。
- 指於兩年作比較之財政年度內均開業十二個月之銷售點。

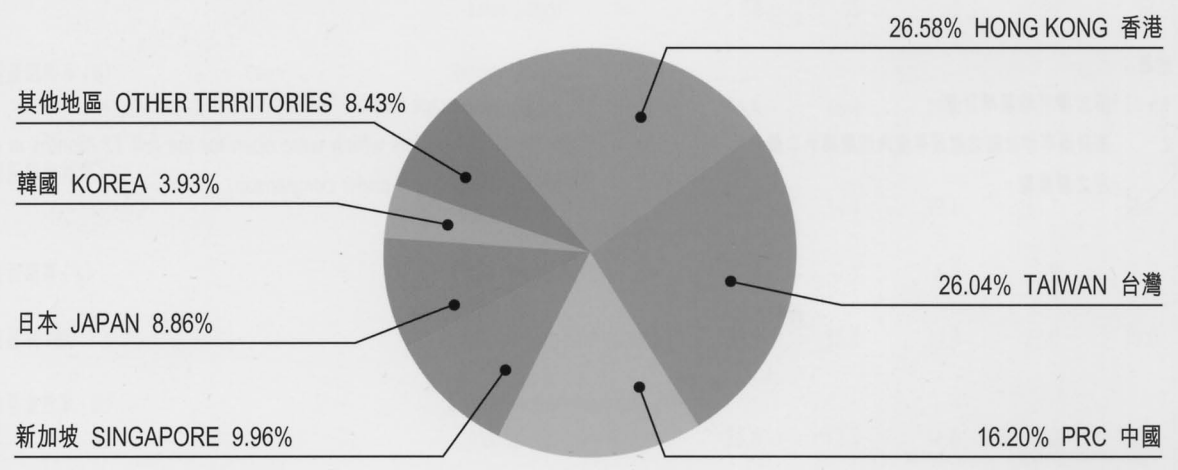
Notes:

- On weighted average basis.
- Regarding those outlets which were open for the full 12 months in each of the two financial years under comparison.

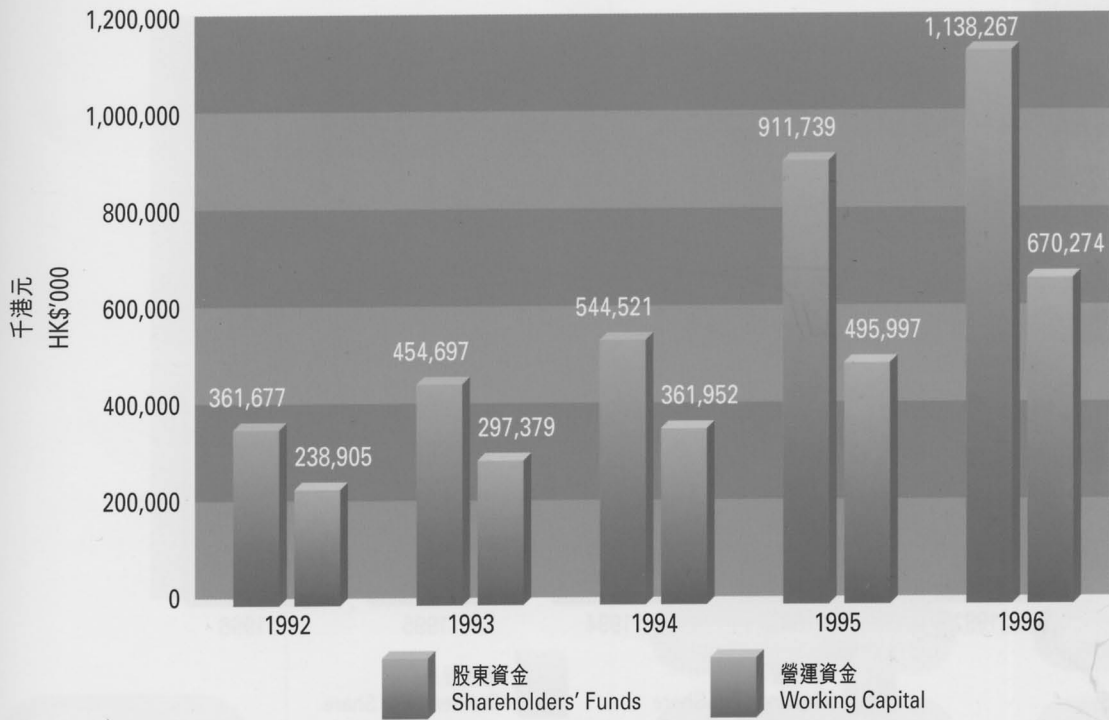
營業額
TURNOVER



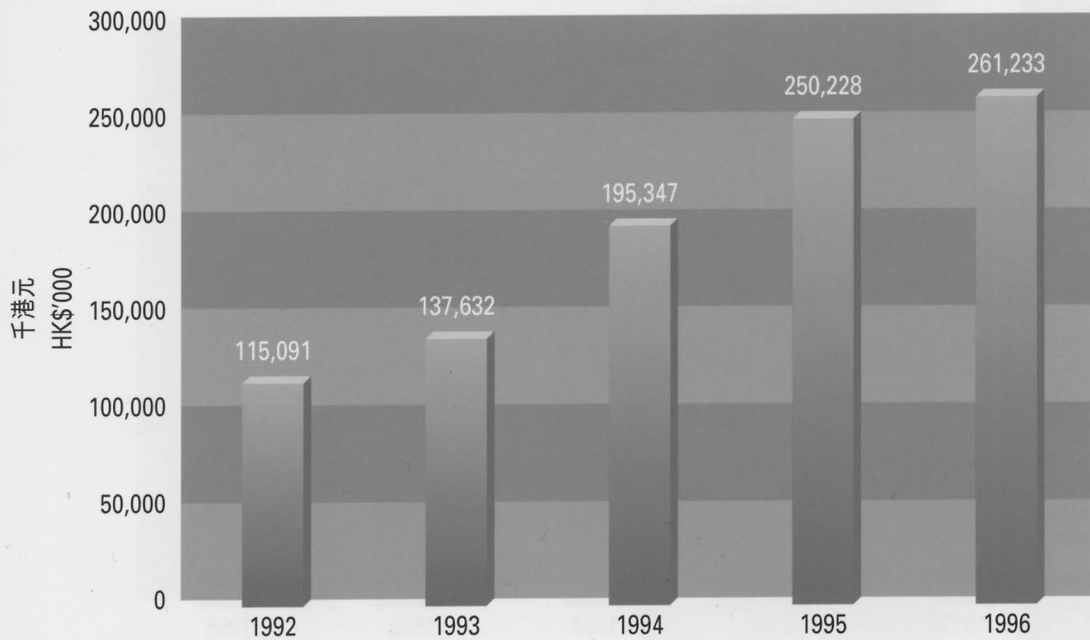
截至一九九六年十二月三十一日止年度集團各地方的營業額 (%)
GROUP'S TURNOVER BY TERRITORIES FOR THE YEAR ENDED 31ST DECEMBER, 1996 (%)



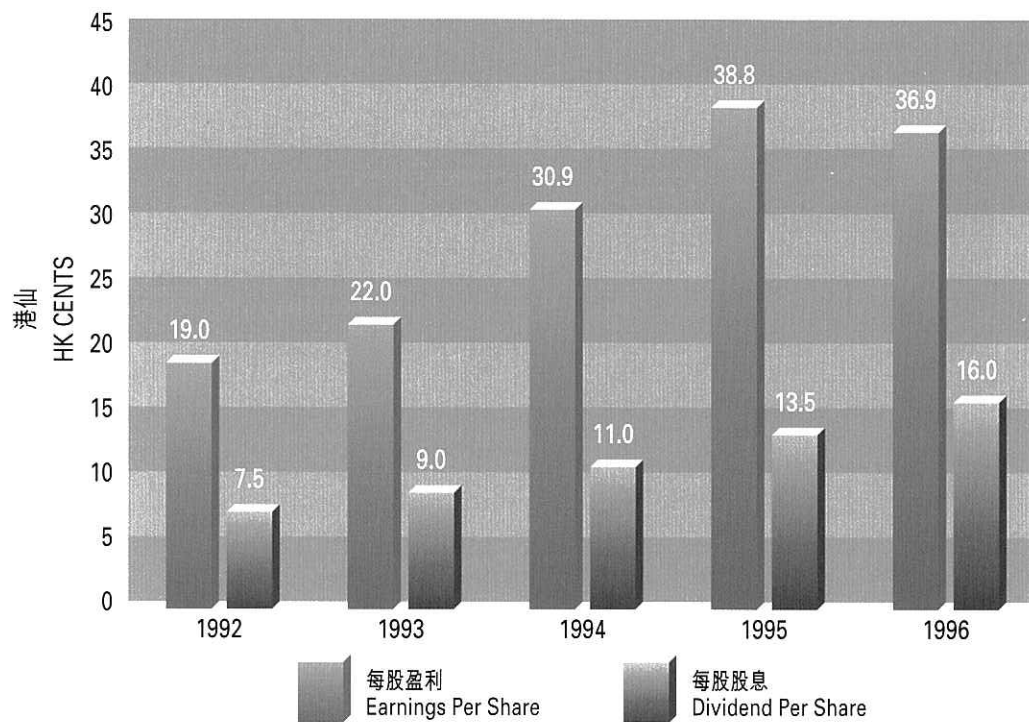
股東資金及營運資金
SHAREHOLDERS' FUNDS & WORKING CAPITAL



除稅及少數股東權益後溢利
PROFIT AFTER TAX AND MINORITY INTERESTS



每股盈利及每股股息
EARNINGS PER SHARE AND DIVIDEND PER SHARE



零售門市總數
TOTAL NUMBER OF RETAIL OUTLETS

