

## 財務摘要

(以千港元為單位)

## FINANCIAL HIGHLIGHTS

(Amounts expressed in HK\$'000)

		1995	綜合		備考 合併業績 Proforma combined results	
			1994	1993	1992	1991
營業額	Turnover	<b>3,481,967</b>	2,863,726	2,334,135	1,661,364	1,169,622
營業額增長(%)	Turnover increase (%)	<b>21.6</b>	22.7	40.5	42.0	31.1
除稅及少數股東 權益後溢利	Profit after tax and minority interests	<b>250,228</b>	195,347	137,632	115,091	85,130
除稅及少數股東 權益後溢利 增長(%)	Profit after tax and minority interests increase (%)	<b>28.1</b>	41.9	19.6	35.2	87.1
股東資金	Shareholders' funds	<b>911,739</b>	544,521	454,697	361,677	283,239
營運資金	Working capital	<b>495,997</b>	361,952	297,379	238,905	219,262
總負債對股值比率	Total debt to equity ratio	<b>0.7</b>	0.9	0.8	1.1	0.6
銀行借貸對股值比率	Bank borrowings to equity ratio	<b>0</b>	0.1	0.1	0	0
流動比率	Current ratio	<b>1.9</b>	1.8	1.8	1.6	2.2
存貨可供銷售(日數)	Inventory turnover on sales (days)	<b>55</b>	53	59	86	76
總資產回報率(%)	Return on total assets (%)	<b>16.4</b>	18.8	16.7	15.4	18.3
平均股值回報率(%)	Return on average equity (%)	<b>34.4</b>	39.1	33.7	35.7	49.8
銷售回報率(%)	Return on sales (%)	<b>7.2</b>	6.8	5.9	6.9	7.3
每股盈利(仙)	Earnings per share (cents)	<b>38.8</b>	30.9	22.0	19.0	15.8
每股現金股息(仙)	Cash dividend per share (cents)	<b>13.5</b>	11.0	9.0	7.5	5.0

## 業務摘要

(除特別註明外，概為於年底之數字)

## OPERATION HIGHLIGHTS

(Figures as at year end unless specified)

		1995	1994	1993	1992	1991
直接由本集團管理之 零售門市數目	No. of retail outlets directly managed by the Group	<b>280</b>	283	257	191	160
總零售門市數目 (不包括青山洋服零售門市)	Total no. of retail outlets (excluding Aoyama outlets)	<b>451</b>	360	278	203	168
直接由本集團管理之 零售門市面積 (平方呎)	Retail floor area directly managed by the Group (sq. ft.)	<b>286,200</b>	282,700	209,500	139,500	99,800
每平方米銷售額 (港元)(附註1)	Sales per square foot (HK\$) (note 1)	<b>10,500</b>	10,600	12,600	12,200	10,900
僱員數目	No. of employees	<b>10,348</b>	6,863	2,330	2,104	1,477
可比較門市之銷售額 增長/(減少) (%)(附註2)	Comparable store sales increase/(decrease) (%) (note 2)	<b>8</b>	(9)	15	25	25
售貨員數目	No. of sales associates	<b>2,069</b>	1,928	1,502	1,207	794

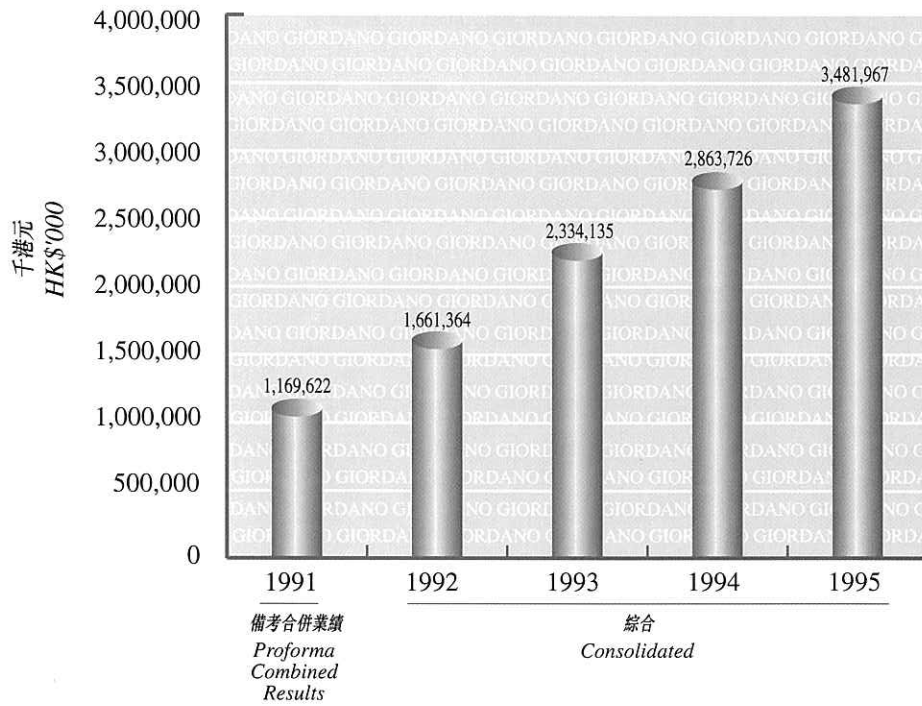
附註：—

- 按加權平均基準計算。
- 指於兩年作比較之財政年度內均開業十二個月之銷售點。

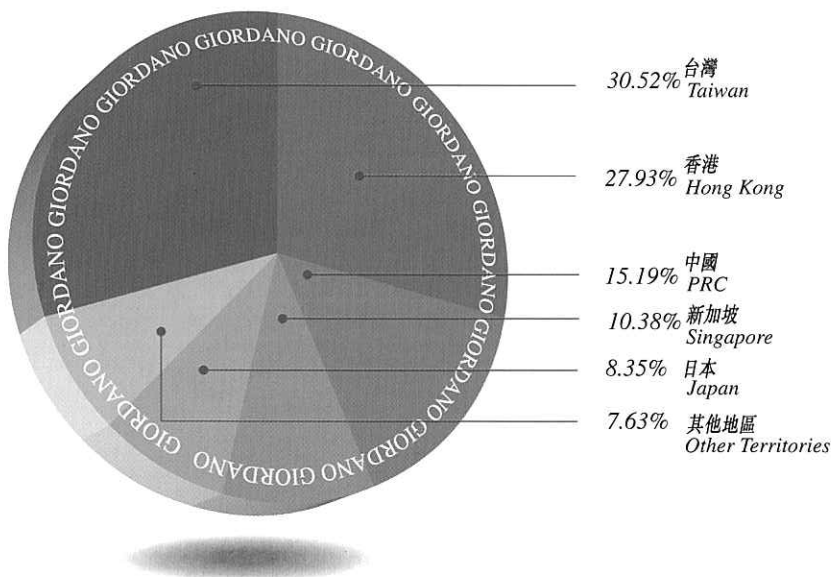
notes:—

- On weighted average basis.
- Regarding those outlets which were open for the full 12 months in each of the two financial years under comparison.

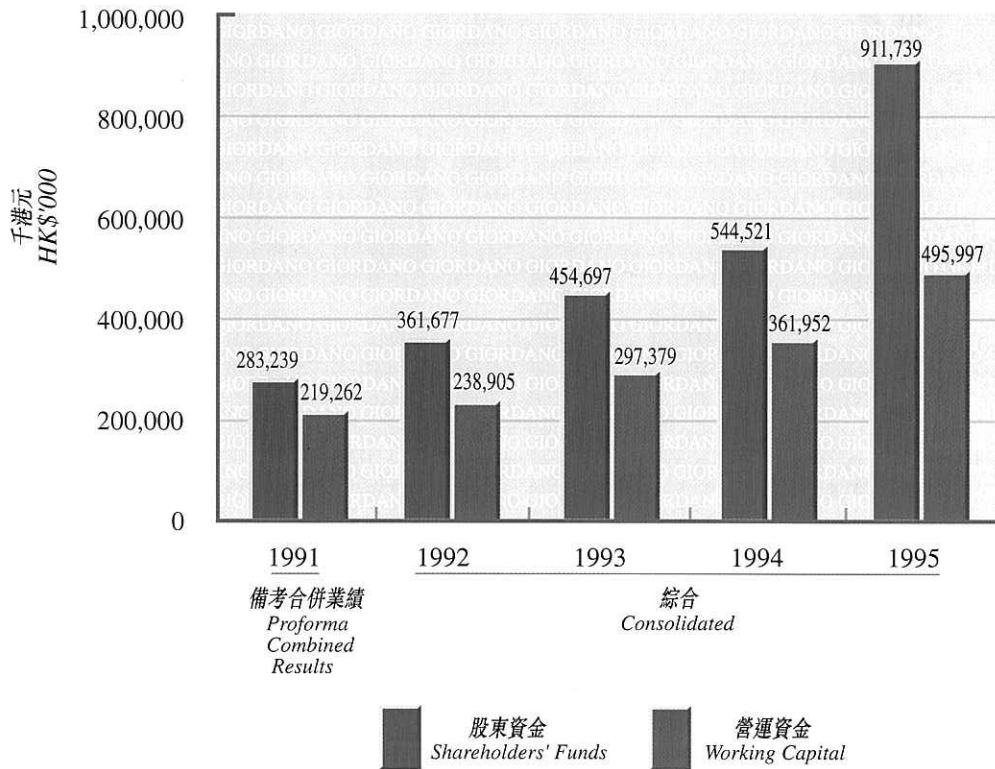
營業額  
TURNOVER



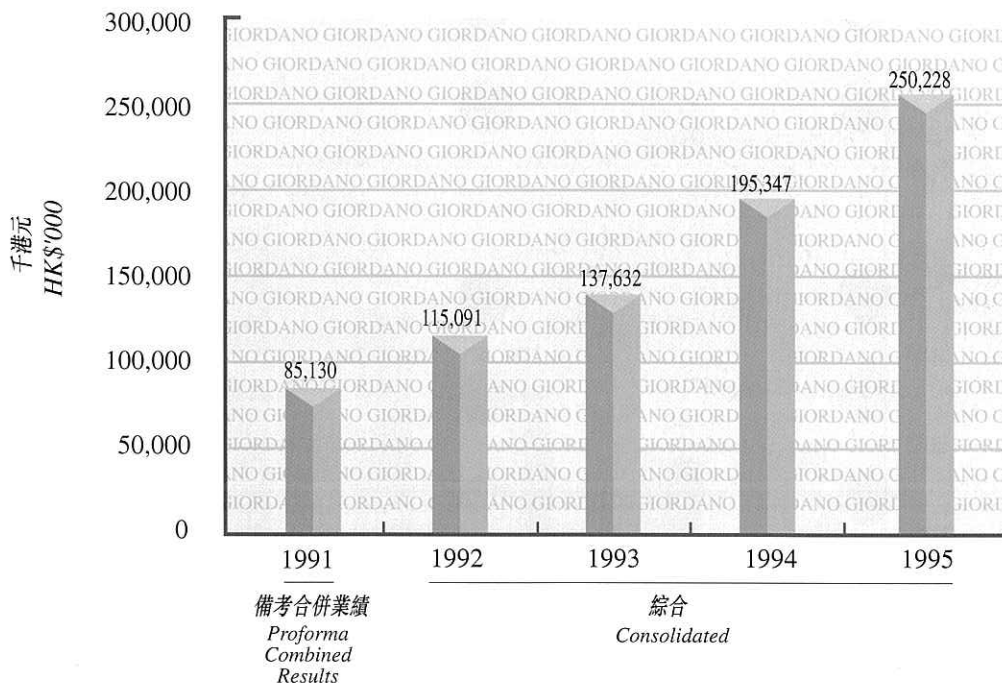
截至一九九五年十二月三十一日止年度集團各地方的營業額 (%)  
GROUP'S TURNOVER BY TERRITORIES FOR THE YEAR ENDED 31ST DECEMBER, 1995 (%)



股東資金及營運資金  
 SHAREHOLDERS' FUNDS & WORKING CAPITAL

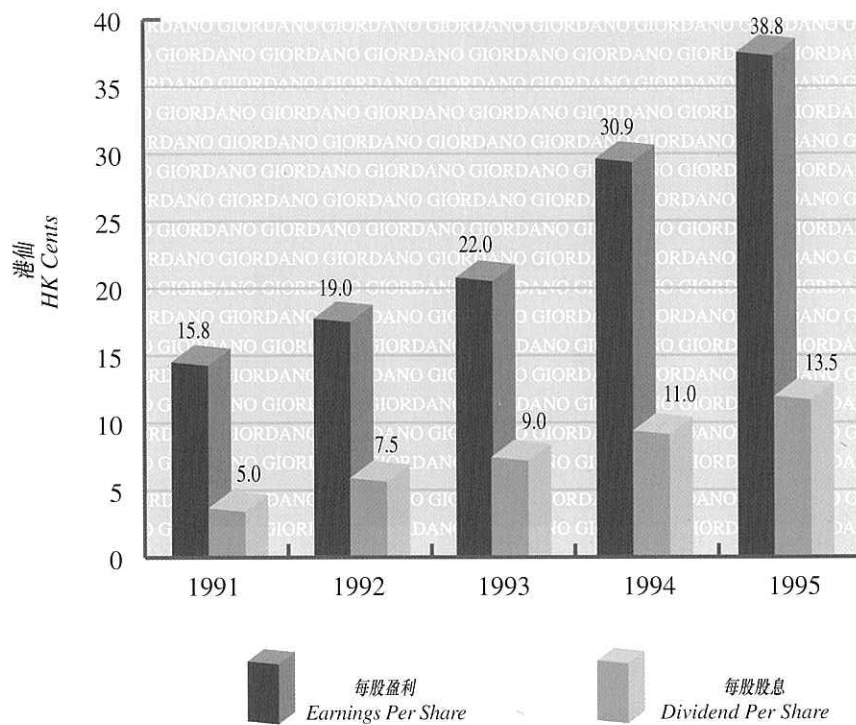


除稅及少數股東權益後溢利  
 PROFIT AFTER TAX AND MINORITY INTERESTS



每股盈利及每股股息

EARNINGS PER SHARE AND DIVIDEND PER SHARE



總零售門市數目

TOTAL NUMBER OF RETAIL OUTLETS

