

## Financial and Operation Highlights

Financial Highlights (Amounts expressed in HK\$'000)	Consolidated			Proforma Combined Results	
	1994	1993	1992	1991	1990
Turnover	2,863,726	2,334,135	1,661,364	1,169,622	892,337
Turnover increase (%)	22.7	40.5	42.0	31.1	25.4
Profit after tax and minority interests	195,347	137,632	115,091	85,130	45,501
Profit after tax and minority interests increase (%)	41.9	19.6	35.2	87.1	58.4
Shareholders' funds	544,521	454,697	361,677	283,239	58,630
Working capital	361,952	297,379	238,905	219,262	9,467
Total debt to equity ratio	0.9	0.8	1.1	0.6	4.6
Bank borrowings to equity ratio	0.1	0.1	0	0	0
Current ratio	1.8	1.8	1.6	2.2	1.0
Inventory turnover on sales ( <i>days</i> )	53	59	86	76	71
Return on total assets (%)	18.8	16.7	15.4	18.3	13.8
Return on average equity (%)	39.1	33.7	35.7	49.8	97.3
Return on sales (%)	6.8	5.9	6.9	7.3	5.1
Earnings per share ( <i>cents</i> )	30.9	22.0	19.0	15.8	10.1
Cash dividend per share ( <i>cents</i> )	11.0	9.0	7.5	5.0	\$2.5 million on 2 shares in issue

## Financial and Operation Highlights

### Operation Highlights

(Figures as at year end unless specified)

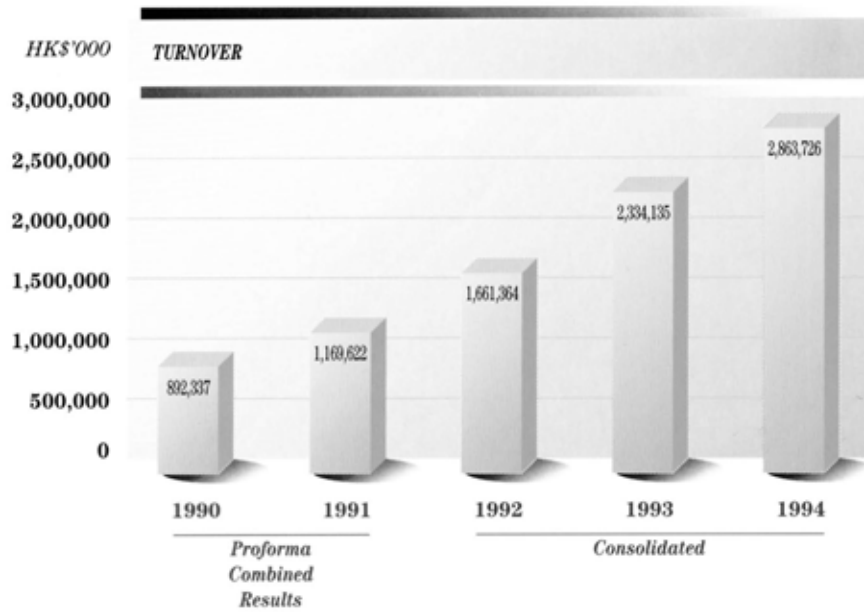
	1994	1993	1992	1991	1990
No. of retail outlets directly managed by the Group	283	257	191	160	143
Total no. of retail outlets	910	738	614	236	148
Retail floor area directly managed by the Group ( <i>sq. ft.</i> )	282,700	209,500	139,500	99,800	90,400
Sales per square foot ( <i>HK\$</i> ) ( <i>note 1</i> )	10,600	12,600	12,200	10,900	10,000
No. of employees	6,863	2,330	2,104	1,477	1,437
Comparable store sales (decrease)/increase (%) ( <i>note 2</i> )	(9)	15	25	25	22
No. of sales associates	1,928	1,502	1,207	794	700

Notes:-

1. On weighted average basis.
2. Regarding those outlets which were open for the full 12 months in each of the two financial years under comparison.

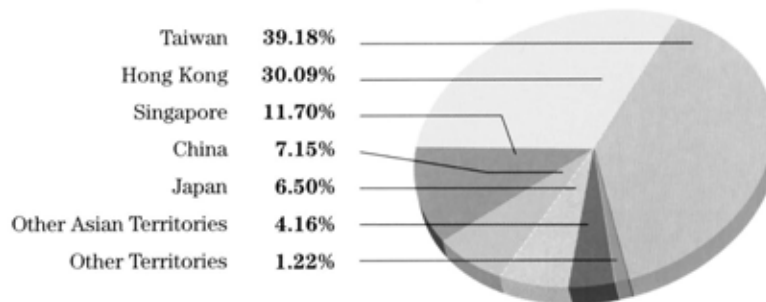
# Financial and Operation Highlights

## TURNOVER



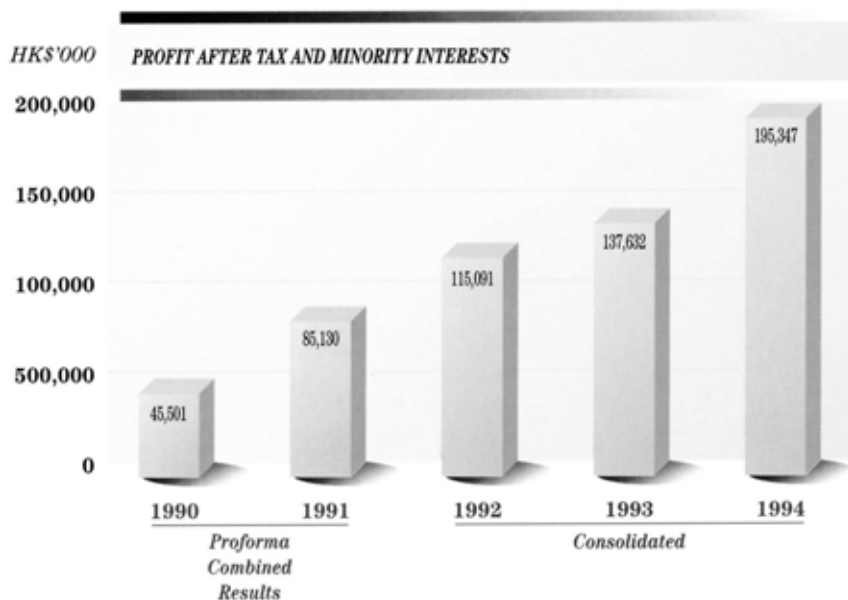
## GROUP'S TURNOVER BY TERRITORIES FOR THE YEAR ENDED 31ST DECEMBER, 1994

GROUP'S TURNOVER BY TERRITORIES FOR THE YEAR ENDED 31ST DECEMBER, 1994



# Financial and Operation Highlights

## PROFIT AFTER TAX AND MINORITY INTERESTS



## SHAREHOLDERS' FUNDS & WORKING CAPITAL

